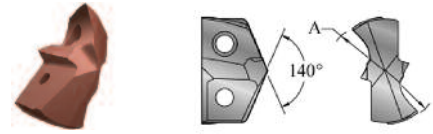




# 12 Series GEN3SYS<sup>®</sup> Drill Inserts and Holders

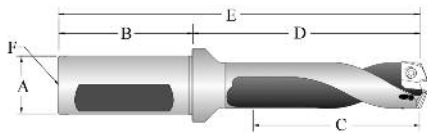
Diameter Range 12.00mm to 12.99mm



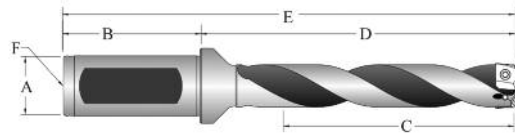
## GEN3SYS Drill Inserts

Material	A (Diameter)			Item Number, Coating and Availability	
	Decimal Equivalent	(mm)	(inch)	AM200 <sup>®</sup>	Stk.
K35 (C1)	0.4724	12.00		5C112H-12	●
	0.4844	12.30	3 <sup>1</sup> / <sub>64</sub> "	5C112H-.484	○
	0.4921	12.50		5C112H-12.5	●
	0.5000	12.70	1/2"	5C112H-0016	○
K20 (C2)	0.4724	12.00		5C212H-12	●
	0.4844	12.30	3 <sup>1</sup> / <sub>64</sub> "	5C212H-.484	○
	0.4921	12.50		5C212H-12.5	●
	0.5000	12.70	1/2"	5C212H-0016	○

Supplied in 1 piece packages.



Straight Fluted Design



Helical Fluted Design

## GEN3SYS Holders

Style	Diameter	Item Number	A	B	C	Flat	D	E	F
			Shank Diameter (mm)	Shank Length (mm)	Drill Depth (mm)		Body Length (mm)	Overall Length (mm)	Pipe Tap
Straight (Lathe)	3x	60312S-20FM	20	42.0	39.0	Yes	66.6	108.5	1/8"
	5x	60512S-20FM	20	42.0	65.0	Yes	92.6	134.5	1/8"
	7x	60712S-20FM	20	42.0	91.0	Yes	118.5	160.5	1/8"
Helical (Machining Centre)	3x	60312H-20FM	20	42.0	39.0	Yes	66.6	108.5	1/8"
		60312H-20CM	20	42.0	39.0	No	66.6	108.5	1/8"
	5x	60512H-20FM	20	42.0	65.0	Yes	92.6	134.5	1/8"
		60512H-20CM	20	42.0	65.0	No	92.6	134.5	1/8"
	7x	60712H-20FM	20	42.0	91.0	Yes	118.5	160.5	1/8"
		60712H-20CM	20	42.0	91.0	No	118.5	160.5	1/8"

## Replacement TORX Plus Screws

Style	TORX Plus Screws 10 Pieces	Nylon Locking TORX Plus Screws 10 Pieces	TORX Plus Hand Driver	Preset Torque TORX Plus Hand Driver	Replacement TORX Plus Tips	Inch		Metric	
						Drill Range Used With	TORX Plus Screws Admissible Tightening Torque (in.-lbs)	Drill Range Used With	TORX Plus Screw Admissible Tightening Torque (N-cm)
12	7247-IP7-10	7247N-IP7-10	8IP-7	8IP-7TL	8IP-7B	0.472-0.511	7.4	12.00-12.99	84

Supplied in 10 piece packages.

Tightening torques are calculated with a friction coefficient of  $\mu = 0.14$  and develops 90% of ultimate yield strength

### Stk. - Stock Availability.

- Stocked Items
- Stocked in limited quantities
- ◆ All other coatings are non-stocked standards.  
Advanced planning is recommended (5-6 weeks delivery)

Sizes not shown (Non-Standard Diameters) are available in all coatings.  
When ordering, please follow the example shown below:  
Metric = 12.20mm AM200<sup>®</sup>, 12 Series = 5C12H-12.20