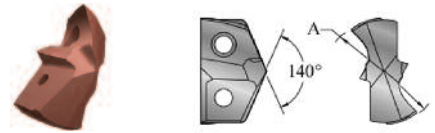




# 26 Series GEN3SYS<sup>®</sup> Drill Inserts and Holders

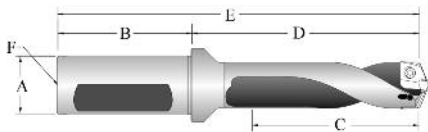
Diameter Range 26.00mm to 28.99mm



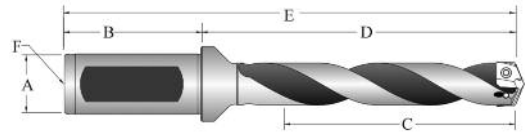
## GEN3SYS<sup>®</sup> Drill Inserts

| Material    | A (Diameter)       |         |              | Item Number, Coating and Availability |      |
|-------------|--------------------|---------|--------------|---------------------------------------|------|
|             | Decimal Equivalent | (mm)    | (inch)       | AM200 <sup>®</sup>                    | Stk. |
| K35<br>(C1) | 1.0236             | 26.00   |              | 5C126H-26                             | ●    |
|             | 1.0313             | 26.19   | 1 1/32"      | 5C126H-0101                           | ○    |
|             | 1.0469             | 26.59   | 1 3/64"      | 5C126H-1.046                          | ○    |
|             | 1.0625             | 26.99   | 1 1/16"      | 5C126H-0102                           | ○    |
|             | 1.0630             | 27.00   |              | 5C126H-27                             | ●    |
|             | 1.0938             | 27.78   | 1 3/32"      | 5C126H-0103                           | ○    |
|             | 1.1024             | 28.00   |              | 5C126H-28                             | ●    |
|             | 1.1094             | 28.18   | 1 7/64"      | 5C126H-1.109                          | ○    |
| K20<br>(C2) | 1.1250             | 28.58   | 1 1/8"       | 5C126H-0104                           | ○    |
|             | 1.0236             | 26.00   |              | 5C226H-26                             | ●    |
|             | 1.0313             | 26.19   | 1 1/32"      | 5C226H-0101                           | ○    |
|             | 1.0469             | 26.59   | 1 3/64"      | 5C226H-1.046                          | ○    |
|             | 1.0625             | 26.99   | 1 1/16"      | 5C226H-0102                           | ○    |
|             | 1.0630             | 27.00   |              | 5C226H-27                             | ●    |
|             | 1.0938             | 27.78   | 1 3/32"      | 5C226H-0103                           | ○    |
|             | 1.1024             | 28.00   |              | 5C226H-28                             | ●    |
| 1.1094      | 28.18              | 1 7/64" | 5C226H-1.109 | ○                                     |      |
| 1.1250      | 28.58              | 1 1/8"  | 5C226H-0104  | ○                                     |      |

Supplied in 1 piece packages.



Straight Fluted Design



Helical Fluted Design

## GEN3SYS<sup>®</sup> Holders

| Style                            | Diameter | Item Number | A                   | B                 | C                | Flat | D                | E                   | F        |
|----------------------------------|----------|-------------|---------------------|-------------------|------------------|------|------------------|---------------------|----------|
|                                  |          |             | Shank Diameter (mm) | Shank Length (mm) | Drill Depth (mm) |      | Body Length (mm) | Overall Length (mm) | Pipe Tap |
| Straight<br>(Lathe)              | 3x       | 60326S-32FM | 32                  | 58.0              | 87.0             | Yes  | 128.1            | 186.0               | 1/4"     |
|                                  | 5x       | 60526S-32FM | 32                  | 58.0              | 145.0            | Yes  | 186.0            | 244.0               | 1/4"     |
|                                  | 7x       | 60726S-32FM | 32                  | 58.0              | 203.0            | Yes  | 244.0            | 302.0               | 1/4"     |
| Helical<br>(Machining<br>Centre) | 3x       | 60326H-32FM | 32                  | 58.0              | 87.0             | Yes  | 128.1            | 186.0               | 1/4"     |
|                                  |          | 60326H-32CM | 32                  | 58.0              | 87.0             | No   | 128.1            | 186.0               | 1/4"     |
|                                  | 5x       | 60526H-32FM | 32                  | 58.0              | 145.0            | Yes  | 186.0            | 244.0               | 1/4"     |
|                                  |          | 60526H-32CM | 32                  | 58.0              | 145.0            | No   | 186.0            | 244.0               | 1/4"     |
|                                  | 7x       | 60726H-32FM | 32                  | 58.0              | 203.0            | Yes  | 244.0            | 302.0               | 1/4"     |
|                                  |          | 60726H-32CM | 32                  | 58.0              | 203.0            | No   | 244.0            | 302.0               | 1/4"     |

## Replacement TORX Plus Screws

| Style | TORX Plus Screws 10 Pieces | Nylon Locking TORX Plus Screws 10 Pieces | TORX Plus Hand Driver | Preset Torque TORX Plus Hand Driver | Replacement TORX Plus Tips | Inch                  |                                                         | Metric                |                                                     |
|-------|----------------------------|------------------------------------------|-----------------------|-------------------------------------|----------------------------|-----------------------|---------------------------------------------------------|-----------------------|-----------------------------------------------------|
|       |                            |                                          |                       |                                     |                            | Drill Range Used With | TORX Plus Screws Admissible Tightening Torque (in.-lbs) | Drill Range Used With | TORX Plus Screw Admissible Tightening Torque (N-cm) |
| 26    | 7495-IP15-10               | 7495N-IP15-10                            | 8IP-15                | 8IP-15TL                            | 8IP-15B                    | 1.023-1.125           | 27.0                                                    | 26.00-28.99           | 305                                                 |

Supplied in 10 piece packages.

Tightening torques are calculated with a friction coefficient of  $\mu = 0.14$  and develops 90% of ultimate yield strength

### Stk. - Stock Availability.

- Stocked Items
- Stocked in limited quantities
- ◆ All other coatings are non-stocked standards.  
Advanced planning is recommended (5-6 weeks delivery)

Sizes not shown (Non-Standard Diameters) are available in all coatings.

When ordering, please follow the example shown below:

Metric = 26.50mm AM200<sup>®</sup>, 26 Series = 5C126H-26.50